

SuperTran cryostats ST-100 & ST-200




SuperTran Cryostats

ST-100 optical and **ST-200** non-optical cryostats

The versatile Lake Shore **ST-100** and **ST-200** continuous-flow cryostats offer easy operation and are supplied with a high-efficiency transfer line for use with either LHe or LN₂. The cryostats provide a variable temperature sample environment for electrical measurements (as well as optical measurements with the ST-100) from <2 K (with LHe) or 77 K (with LN₂) to 500 K. They can be combined with the RGC4 recirculating cooler for cryogen-free operation.

SuperTran cryostats

ST-100 & ST-200



ST-100 optical and ST-200 non-optical cryostats

The Lake Shore SuperTran ST-100 and ST-200 continuous-flow cryostats offer operating temperatures from <2 K to 500 K (700 K optional). Simple to operate, they use a high-efficiency transfer line to deliver LHe or LN₂ to the sample mount for cooling the user sample. A built-in heater and sensor provide precision variable temperature capability. Temperatures below 4.2 K are achieved by reducing the venting helium gas pressure using a mechanical vacuum pump. High temperature capability (to 700 K) is provided using an optimized sensor (type E thermocouple) and heaters.

Access to the sample compartment is provided by a quick-disconnect clamp. Samples are mounted in a 76 mm (3 in) diameter vacuum space and can be connected with cryogenic-service wiring (single conductor, twisted-pair, or coaxial cables). On the ST-100, the four-way optical sample chamber (with a numeric aperture of $f^*1.0$) can be configured for reflectance or transmission measurements. Standard windows are UV-grade fused silica, offering transmission from the UV to near-IR regions (optional window materials can be installed to span the far/mid-IR, VUV, and x-ray regions for a variety of spectroscopic measurements).

The ST-100 or ST-200 can be combined with the RGC4 recirculating gas cooler for fully cryogen-free operation throughout the entire temperature range. The RGC4 enables unattended cryostat operation, ideal for extended duration measurements.

Typical applications include materials characterization (resistivity, Hall effect), magnetoelectric studies, and RF component cooling and testing. The ST-100 is also ideal for spectroscopy (photoluminescence, FTIR, UV-visible) applications. Low cost, light weight, portability, reliability, and ease of use have made these workhorse cryostats the choice of laboratories around the world for more than 50 years.

Custom configurations can be fabricated to fit restricted spaces (such as in a magnet system or spectrometer) or to allow the insertion of very large samples (such as semiconductor wafers or “cold plates” to cool several samples at once).

Key features

Sample-in-vacuum configuration

Continuous-flow design, using a high-efficiency transfer line to deliver a steady stream of LHe or LN₂ from a storage Dewar to the sample mount

Variable temperature sample mount and sample holder, with temperature regulated via internal heater and calibrated silicon diode (and external temperature controller)

Sample is accessed by opening a single clamp

Continuous temperature range from <2 K to 500 K (LHe) or 77 K to 500 K (LN₂); 700 K maximum temperature capability can be selected at time of order

Compatible with RGC4 recirculating gas cooler for cryogen-free operation

O-ring sealed ports accept DC and RF electrical feedthroughs

Optional DC and RF wires and cables for electrical measurements

Four optical window ports ($f^* = 1.0$) on ST-100 model can be used for optical measurements from UV to IR

SuperTran cryostats ST-100 & ST-200

ST-100/ST-200

Featured components

Copper sample mount with removable sample holder

Integrated control heater and calibrated silicon diode control sensor

Cylindrical vacuum shroud (optical ST-100 has four o-ring sealed window ports on shroud)

Polished aluminum thermal radiation shield

Instrumentation adapter with 10-pin electrical feedthrough, three spare o-ring sealed ports, evacuation valve, and safety pressure relief valve

High-efficiency LHe/LN₂ transfer line with needle valve flow control

Selections

Maximum temperature

500 K: Standard, using calibrated silicon diode sensor

700 K: Replaces standard silicon diode sensor with Type E thermocouple

Transfer line

6 ft (182.8 cm) standard flex length

Custom flex length [consult Lake Shore](#)

Right angle leg(s) [consult Lake Shore](#)

Easily add DC, AC, and mixed DC+AC measurement capabilities to your cryostat with an M81-SSM

This modular, multichannel system provides highly synchronized DC, 100 kHz AC, and mixed DC + AC sourcing and measuring — including both voltage and current lock-in measurement capabilities — for low-temperature material research performed in your cryostat. It supports up to three remote-mountable source and three measure modules per a single M81-SSM-6 instrument and, owing to its modularity, allows signal and source amplifiers to be located as close as possible to the sample being characterized. This minimizes the signal wiring to the sample, reduces noise, and increases measurement sensitivity. The modules also leverage patent-pending MeasureSync™ real-time sampling technology to ensure synchronous sourcing and measuring across all channels. Plus, by having both DC and AC sourcing and measurement in one instrument, the M81-SSM can eliminate the need for mixed-instrument setups, greatly simplifying the setup of complex characterization configurations.



Real-time sampling architecture for synchronous sourcing/measuring

All source and measure channels are capable of DC and AC to 100 kHz signals

100% linear circuitry for the lowest possible source/measure noise

Optimized for fundamental, harmonic, and phase AC plus DC biased measurements

Unique, flexible instrument/distributed module architecture

Provides the absolute precision of DC plus the detection sensitivity performance of AC instrumentation

Uses a clean, simple UI and common programming API for fast setup

Included MeasureLINK software enables full end-to-end measurement and cryostat temperature control

MeasureLINK™

SuperTran cryostats ST-100 & ST-200

Options

Windows (ST-100 only)

Custom window options are available, including diamond and polypropylene. Contact Lake Shore for more information.

Fused silica [WR-STD-FS](#)

Sapphire [WR-STD-SAPH](#)

ZnSe [WR-STD-ZNSE](#)

CaF₂ [WR-ST-CAR2](#)

KBr [WR-6MM-KBR](#)

TPX [WR-STD-TPX](#)

Custom large diameter [consult Lake Shore](#)

Other options

Reentrant window flange assembly (ST-100 only) [consult Lake Shore](#)

Fifth bottom window (ST-100 only) [consult Lake Shore](#)

Sample holders

Custom sample holders are available. Contact Lake Shore for more information.

Optical [SH-OPTICAL-1.25-STD](#)

Blank [SH-BLANK-1.25-STD](#)

Resistivity [SH-RESISTIVITY-1.25-STD](#)

Fixed probe (DLTS) [SH-FIXED-1.25-STD](#)

LCC [consult Lake Shore](#)

DIP [SH-DIP-1.25-STD](#)

For total control of measurements performed in a cryostat, add our MeasureLINK software

Our optional MeasureLINK software enables a wide range of capabilities including charting and logging, system monitoring with a cryostat-specific process view, and even controlling Lake Shore equipment as well as some third-party instrumentation, in a non-programming environment. You can also create unlimited functionality using the scripting development environment.

Create multiple configurations to support separate measurements

Monitor temperature and change setpoints with the monitor pane

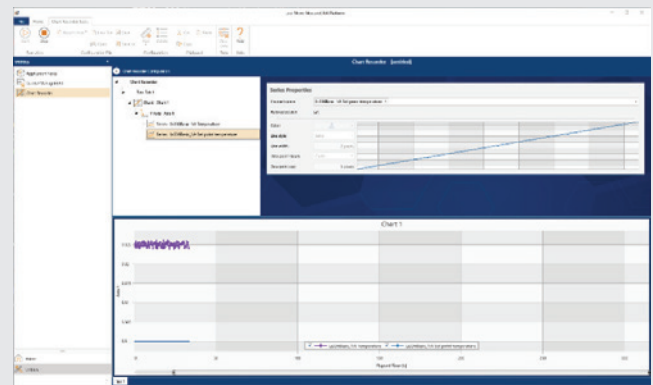
Easily create nested, multi-level measurement loop sequences

See real-time internal cryostat temperatures in Process View

Charts and log all system variables with Chart Recorder

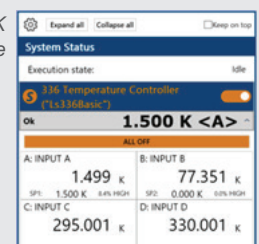
No programming required — drag and drop to create temperature sweeps, access measurements, and add third-party instruments

Custom scripting function allows you to construct new and edit existing measurement scripts



The chart recorder utility enables charting and logging of all system variables, for example, so you can keep a close eye on temperature trends in a cryostat experiment in real-time; it also helps you determine when steady-state conditions have been reached.

MeasureLINK
Monitor Pane



MeasureLINK™

SuperTran cryostats ST-100 & ST-200

Options

Electrical feedthroughs

- (1) BNC grounded [EF-BNC-1-B-AL](#)
- (2) BNC grounded [EF-BNC-2-S-AL](#)
- (6) BNC grounded [EF-BNC-6-G](#)
- (1) BNC insulated [EF-BNC-1-B-NC](#)
- (2) BNC insulated [EF-BNC-2-S-NC](#)
- (6) BNC insulated [EF-BNC-6-I](#)
- (1) triaxial grounded [EF-TRIAX-1-B-AL](#)
- (6) triaxial grounded [EF-TRIAX-6-G](#)
- (1) triaxial insulated [EF-TRIAX-1-B-NC](#)
- (6) triaxial insulated [EF-TRIAX-6-I](#)
- (2) SMA grounded [EF-SMA-2-B-AL](#)
- (6) SMA grounded [EF-SMA-6-G](#)
- (2) SMA insulated [EF-SMA-2-B-NC](#)
- (6) SMA insulated [EF-SMA-6-I](#)
- 10-pin [10P-ASSEMBLY](#)
- 19-pin [19P-ASSEMBLY](#)
- 26-pin [26P-ASSEMBLY](#)
- 32-pin [32P-ASSEMBLY](#)

Additional temperature sensors

One Lake Shore calibrated diode is now included on every cryostat as the control sensor

- Silicon diode, calibrated [DT-670-CU-HT-1.4L](#)
- Cernox® magnetic field independent, calibrated [CX-1050-CU-HT-1.4M](#)
- Thermocouple (for 700 K operation) [consult Lake Shore](#)


Installed wiring

- (1), (2), or (6) coaxial cables, SMA [CABLEASSY-63340](#)
- (1), (2), or (6) coaxial cables, BNC [CABLEASSY-63342](#)
- (1) or (6) triaxial cables [CABLEASSY-63341](#)
- (10), (19), or (26) PhBr wires [WIRE-PHBR](#)

Accessories

Available at www.lakeshore.com

- LHe storage Dewar [CF-100](#)
- LN₂ storage Dewar [LN-50](#)
- Vacuum pumping station [10RVP, 10DDP, or TS-85-D](#)
- Temperature controller [325, 335, or 336](#)




Cernox CU-HT sensor



336 temperature controller

SuperTran cryostats

ST-100 & ST-200



Specifications



ST-100



ST-200

Initial cooldown time (LHe to 5 K)	15 min	
Temperature range	<2 K to 500 K (700 K optional)	<2.5 K to 500 K (700 K optional)
Typical temperature stability ¹	±50 mK	
Orientation ²	Any	
Cryogen consumption (LHe room to base temp)	0.4 L	
Cryogen consumption (LHe at 5 K)	0.6 L/h	
Cryogen consumption (LN ₂ at 80 K)	0.1 L/h	
Initial vacuum level requirement ³	~10 ⁻³ Torr	
Typical base pressure during operation	~10 ⁻⁵ Torr	

Size

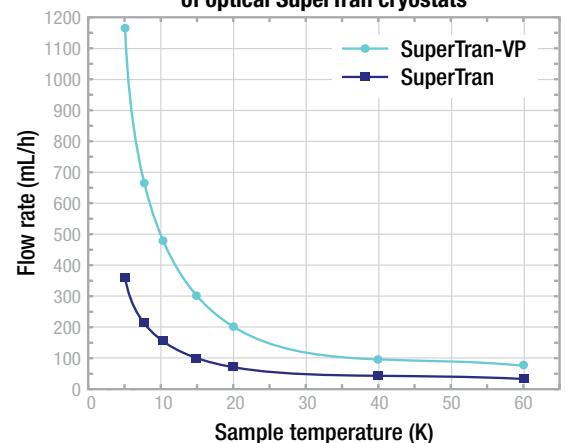
Height	583 mm (23 in)
Inner diameter (at sample region)	64 mm (2.5 in)
Sample mount diameter	38 mm (1.5 in)
Weight (excluding transfer line)	~4.6 kg (10 lb)
Shipping weight (cryostat only)	8.6 kg (19 lb)
Shipping weight (transfer line)	9.1 kg (20 lb)
Shipping dimensions (cryostat only)	762 × 508 × 508 mm (30 × 20 × 20 in)
Shipping dimensions (transfer line)	2057 × 660 × 127 mm (81 × 26 × 5 in)

¹ Measured with temperature controller

² Cryogenic consumption may be higher during non-vertical operation

³ Pressure measured at room temperature, prior to adding cryogen

Typical cryogen consumption of optical SuperTran cryostats



SuperTran cryostats

ST-100 & ST-200

Ordering information

Options

Windows

Custom window options are available, including diamond and polypropylene. Contact Lake Shore for more information.

WR-STD-FS	Fused silica
WR-STD-SAPH	Sapphire
WR-STD-ZNSE	ZnSe
WR-STD-CAF2	CaF ₂
WR-6MM-KBR	KBr
WR-STD-TPX	TPX
CONSULT	Custom large diameter

Other options

CONSULT	Reentrant window flange assembly (ST-100 only)
CONSULT	Fifth bottom window (ST-100 only)

Sample holders

Custom sample holders are available. Contact Lake Shore for more information.

SH-OPTICAL-1.25-STD	Optical
SH-BLANK-1.25-STD	Blank
SH-RESISTIVITY-1.25-STD	Resistivity
SH-FIXED-1.25-STD	Fixed probe (DLTS)
CONSULT	LLC
SH-DIP-1.25-STD	DIP (with cooled radiation shield window)

Electrical feedthroughs

EF-BNC-6-G	(6) BNC grounded
EF-BNC-6-I	(6) BNC insulated
EF-TRIAx-6-G	(6) triaxial grounded
EF-TRIAx-6-I	(6) triaxial insulated
EF-SMA-6-G	(6) SMA grounded
EF-SMA-6-I	(6) SMA insulated
10P-ASSEMBLY	10-pin
19P-ASSEMBLY	19-pin
26P-ASSEMBLY	26-pin

Additional temperature sensors

DT-670-CU-HT-1.4L	Silicon diode, calibrated (one included with cryostat)
CX-1050-CU-HT-1.4M	Cernox® magnetic field independent, calibrated
CONSULT	Thermocouple (for 700 K operation)

Installed wiring

CABLEASSY-63340	(1), (2), or (6) coaxial cables, SMA
CABLEASSY-63342	(1), (2), or (6) coaxial cables, BNC
CABLEASSY-63341	(1) or (6) triaxial cables
WIRE-PHBR	(10), (19), or (26) PhBr wires

Accessories

M81-SSM electronic synchronous source measure system

Contact us for standard/optical sample mounts or for interface cables/adapters for M81-SSM system/cryostat integration. Also available: specially priced preconfigured M81-SSM/cryostat packages for certain cryostat models—contact Sales for details.

M81-SSM-2	M81-SSM instrument with 1 source and 1 measure channel, including M81-SSM accessory kit (USB-A to USB-C adapter, USB-A male to USB-B male cable, terminal connectors for digital I/O, terminal connectors for chassis ground, quick-start guide) and a 2 m (6.6 ft) LEMO to BNC adapter cable
M81-SSM-4	M81-SSM instrument with 2 source and 2 measure channels, including M81-SSM accessory kit (USB-A to USB-C adapter, USB-A male to USB-B male cable, terminal connectors for digital I/O, terminal connectors for chassis ground, quick-start guide) and a 2 m (6.6 ft) LEMO to BNC adapter cable
M81-SSM-6	M81-SSM instrument with 3 source and 3 measure channels, including M81-SSM accessory kit (USB-A to USB-C adapter, USB-A male to USB-B male cable, terminal connectors for digital I/O, terminal connectors for chassis ground, quick-start guide) and a 2 m (6.6 ft) LEMO to BNC adapter cable
ML-MCS	MeasureLINK-MCS software with scripting development license. Includes complete MeasureLINK installation with Lake Shore instrument drivers, chart recorder functionality and drag-and-drop measurement sequences. Some application packs sold separately.

Other accessories

CF-100	100 L LHe storage Dewar
LN-50	50 L LN ₂ storage Dewar
10RVP	Vacuum pumping station
10DDP	Vacuum pumping station
TS-85-D	Turbomolecular pumping station
336	Model 336 temperature controller
335	Model 335 temperature controller
325	Model 325 temperature controller

SuperTran cryostats ST-100 & ST-200



Copyright © Lake Shore Cryotronics, Inc. All rights reserved. Specifications are subject to change.

080122 4:24